

# Sapa Mentari

Sajian Pagi Menu Trading dari BRI Danareksa Sekuritas





## Disclaimer

The information contained in this report has been taken from sources which we deem reliable. However, none of BRI Danareksa Sekuritas and/or its affiliated companies and/or their respective employees and/or agents makes any representation or warranty (express or implied) or accepts any responsibility or liability as to, or in relation to, the accuracy or completeness of the information and opinions contained in this report or as to any information contained in this report or any other such information or opinions remaining unchanged after the issue thereof.

We expressly disclaim any responsibility or liability (express or implied) of BRI Danareksa Sekuritas, its affiliated companies and their respective employees and agents whatsoever and howsoever arising (including, without limitation for any claims, proceedings, action, suits, losses, expenses, damages or costs) which may be brought against or suffered by any person as a result of acting in reliance upon the whole or any part of the contents of this report and neither BRI Danareksa Sekuritas, its affiliated companies or their respective employees or agents accepts liability for any errors, omissions or misstatements, negligent or otherwise, in the report and any liability in respect of the report or any inaccuracy therein or omission there from which might otherwise arise is hereby expressly disclaimed.

The information contained in this report is not to be taken as any recommendation made by BRI Danareksa Sekuritas or any other person to enter into any agreement with regard to any investment mentioned in this document. This report is prepared for general circulation. It does not have regard to the specific person who may receive this report. In considering any investments you should make your own independent assessment and seek your own professional financial and legal advice.



# Brisik!

BRIDS Ngopi Asik!

## KOPI GRATIS

untuk INSAN BRILIAN

Hanya dengan  
Follow akun instagram



dan subscribe YouTube



Yuk,  
**BRISIK**  
Bareng!



Cuman di hari :  
Jumat, 19-Nov-2021  
\*Kuota terbatas



## KEY INDEX PERFORMANCE

	Price	1D	1W	1M	YTD
IDX	6,675.80	0.37%	-0.11%	0.26%	11.65%
LQ45	953.40	0.56%	-0.52%	-2.36%	1.98%
<b>Global</b>					
Dow Jones	35,931.05	-0.58%	-0.41%	1.91%	17.40%
S&P 500	4,688.67	-0.26%	0.90%	4.51%	24.83%
NASDAQ	15,921.6	-0.33%	1.91%	5.99%	23.54%
<b>EIDO, VIX &amp; DXY</b>					
EIDO	23.66	0.34%	-0.50%	-3.82%	1.02%
VIX	17.11	4.52%	-8.65%	4.90%	-24.79%
DXY	95.797	-0.12%	1.01%	1.97%	6.57%
<b>Asean &amp; Regional</b>					
Thailand (SET)	1,644.60	0.04%	0.87%	0.04%	13.47%
Philippines (PSI)	7,349.82	-0.24%	-0.35%	1.80%	2.94%
Malaysia (KLCI)	1,525.13	0.15%	0.29%	-5.03%	-6.27%
Vietnam (VN)	1,475.85	0.64%	0.74%	5.76%	33.70%
China (SSEC)	3,537.37	0.44%	1.29%	-0.86%	1.85%
Hong Kong (HSI)	25,650.08	-0.25%	2.62%	0.95%	-5.81%
Singapore (STI)	3230	-0.27%	0.09%	-0.30%	-19.63%
Japan (N225)	29,688.33	-0.40%	2.00%	2.28%	8.18%
Korea (KS11)	2,962.42	-1.16%	1.10%	-1.47%	3.10%
Taiwan (TWII)	17,764.04	0.40%	1.16%	6.34%	20.58%
India (NSE)	17,898.65	-0.56%	-0.66%	-3.13%	28.01%

## CURRENCY AND BOND YIELD

	Rate	1D	1W	1M	YTD
USD/IDR	14,242.5	0.16%	-0.05%	0.97%	1.37%
USD/JPY	114.13	-0.59%	0.21%	-0.15%	10.56%
EUR/USD	1.1321	0.02%	-1.37%	-2.48%	-7.30%
GBP/USD	1.3489	0.46%	0.64%	-1.73%	-1.36%
Indonesia 10-Year (%)	6.181	-0.26%	1.62%	0.76%	5.30%
United States 10-Year (%)	1.585	-3.35%	0.96%	-0.40%	72.94%

## HARD & SOFT COMMODITY

	Price	1D	1W	1M	YTD
Nickel	19,335.00	-0.30%	-2.12%	-3.31%	16.38%
Coal	152.00	0.50%	1.30%	-35.33%	90.95%
Gold	1,869.55	0.83%	1.15%	5.88%	-1.90%
Silver	25.152	0.83%	1.53%	8.12%	-5.40%
Copper	4.2020	-3.44%	-2.80%	-11.08%	19.14%
Tin	38,052.50	1.07%	2.07%	0.63%	87.22%
Soy Bean	1,277.12	2.09%	6.12%	4.55%	-2.90%
Soy Oil	59.19	0.03%	0.08%	-4.56%	36.60%
Wheat	215.25	-0.88%	0.58%	3.99%	8.44%
Sugar	513.70	-2.00%	1.28%	1.26%	22.05%
Pulp	4,876	-0.08%	-0.45%	-7.33%	-17.18%
Rubber	174.00	-0.34%	2.53%	0.12%	15.77%
Corn	575.12	0.72%	1.03%	7.95%	18.83%
Palm Oil	4,899	2.32%	-1.35%	2.90%	36.85%
Oil (Brent)	80.22	-2.71%	-2.93%	-4.87%	54.86%
Oil (WTI)	77.47	-4.07%	-4.76%	-6.03%	59.67%

Source : investing.com, Barchart



## FOKUS HARI INI

\*Rekomendasi kami pada halaman ini menggunakan proyeksi 1 tahun buku, kecuali ada update perkembangan selanjutnya.

### ▶ Ciputra (CTRA, BUY TP 1600) :

#### **Strong Revenue Recognition Amid Mobility Restrictions**

Pada 3Q21, CTRA membukukan laba bersih dari bisnis utama sebesar IDR471bn (+652% YoY, +63% QoQ) berkat penjualan lahan (terbesar di Makassar) dan perkantoran (terbesar di Vueloft SOHO). Sehingga secara akumulasi, laba bersih utama CTRA untuk 9M21 menjadi sebesar IDR985bn.

**Full Report : [Klik disini](#)**

### ▶ Indocement (INTP, BUY TP 15300) :

#### **Lower Sales Due to ASP Adjustments**

INTP meningkatkan ASP sebanyak 3-4% /sak semen ketika kompetitor lainnya menjaga ASP agar tetap stabil. Hal ini berakibat turunnya volume penjualan INTP pada Okt21 senilai -1% YoY ditengah kenaikan penjualan sektoral sebesar +5.5% YoY. Secara YTD, INTP berhasil menjual 13.5juta ton (+2.3% YoY) yang disokong oleh pertumbuhan penjualan di ex-Java.

**Full Report : [Klik disini](#)**

### ▶ Adhi Karya (ADHI) : Target Capaian Kontrak FY21

ADHI optimistis membukukan kontrak baru sebesar IDR24tn (+20% YoY) untuk FY21 seiring dengan raihan kontrak hingga Okt21 yang telah dicapai sebanyak IDR12.6tn (+68% YoY). Sementara *total order book* ADHI berhasil dicatatkan sebesar IDR46tn dengan IDR33.47tn merupakan *carry over project* dari tahun lalu.

(Source : Investor Daily)

### ▶ PT Gas Negara (PGAS) : Rencana Pengoperasian Pipa di Blok Rokan

PGAS siap mengoperasikan pipa transportasi minyak di Blok Rokan per Jan22 mendatang, yang memakan *capex* sebesar USD300juta dengan target *partial completion* pada 4Q21 dan *full scale on stream* pada Jan22. Nantinya pipa ini dapat menyalurkan minyak hingga 260K barel/hari.

(Source : Bisnis Indonesia)

### ▶ Pakuwon (PWON): Kinerja 9M21

PWON berhasil membukukan pendapatan sebesar IDR3.79tn (+24.34% YoY) per 9M21. Hal ini disokong oleh pertumbuhan penjualan kondominium & perkantoran sebesar IDR1.4tn (+58.6% YoY) dan penjualan tanah & bangunan senilai IDR434.27bn (+63.95% YoY). Sementara laba bersih tercatat melonjak sebesar IDR721.97bn (+20.19% YoY) berkat penurunan pada kerugian akibat *currency* (-80.1% YoY).

(Source : Kontan)





## Trading Ideas

oleh Hadyatma Dahna Marta – Technical Analyst BRIDS

### Composite Daily



S2	S1	R1	R2
6524	6628	6694	6799

**Last Price: 6675**

- IHSG diprediksi bergerak mixed cenderung melemah terbatas
- Indikator MACD negatif melemah
- Indikator Stochastic netral menguat menuju area overbought
- Indikator RSI netral menguat menuju area overbought

### LSIP – Buy On Weakness



TP1	TP2	SL1	SL2
1375	1395	1330	1310

**Last Price: 1350**

**Trading Range : 1310 - 1395**

- Volume transaksi meningkat dibawah rata-rata
- Indikator MACD negatif menguat
- Indikator Stochastic konsolidasi dalam area oversold
- Indikator RSI konsolidasi dalam area oversold

### TINS – Buy On Weakness



TP1	TP2	SL1	SL2
1605	1620	1570	1555

**Last Price : 1585**

**Trading Range : 1555 - 1620**

- Volume transaksi stabil dibawah rata-rata
- Indikator MACD negatif golden cross
- Indikator Stochastic netral konsolidasi
- Indikator RSI netral konsolidasi

### MDKA – Trading Buy



TP1	TP2	SL1	SL2
3590	3690	3380	3280

**Last Price : 3480**

**Trading Range : 3280 - 3690**

- Indikator volume transaksi stabil meningkat diatas rata-rata
- Indikator MACD positif menguat
- Indikator Stochastic konsolidasi dalam area overbought
- Indikator RSI konsolidasi dalam area overbought

### MEDC – Sell



TP1	TP2	SL1	SL2
540	535	560	570

**Last Price: 550**

**Trading Range : 535 - 570**

- Volume transaksi stabil dibawah rata-rata
- Indikator MACD negatif melemah
- Indikator Stochastic netral melemah
- Indikator RSI netral melemah

### IRRA - Sell



TP1	TP2	SL1	SL2
1690	1675	1730	1750

**Last Price : 1705**

**Trading Range : 1675 - 1750**

- Volume transaksi meningkat dibawah rata-rata
- Indikator MACD negatif menguat
- Indikator Stochastic netral melemah menuju area oversold
- Indikator RSI netral melemah menuju area oversold

## STOCK PICK

TREND TRADE						
Code	Action	Call Price	Last Price	Target Price	Stop Loss	Remarks
TKIM	BUY	8.150	8.325	9.100	7.800	Rebound From Lower Day 10
INKP	BUY	8.650	8.700	10.000	7.775	Uptrend Channel Day 7
ICBP	BUY	8.950	8.850	9.800	8.700	Rebound From Lower Day 4
BRMS	BUY	105	104	150	85	Rebound From Lower Day 4

**Catatan:**

Trend Trade/Minor Trend memiliki rentang waktu hold position dalam 30 hari.\*rekomendasi baru  
Call Price adalah harga pada saat rekomendasi dikeluarkan

SWING TRADE						
Code	Action	Call Price	Last Price	Target Price	Stop Loss	Remarks
ERAA	BUY	640	670	710	600	Potentially Rounding Bottom Day 4
ANTM	BUY	2.400	2.350	2.550	2.300	Rebound From Demand Area Day 4
FREN	BUY	114	104	130	94	Breakout Downtrend Line Day 4
*TINS	BUY	1.585	1.585	1.770	1.515	Potentially Break Midchannel Day 1

**Catatan:**

Swing Trade memiliki rentang waktu hold position dalam 3-10 hari.\*rekomendasi baru  
Call Price adalah harga pada saat rekomendasi dikeluarkan

DAY TRADE										
NO	CODE	LAST PRICE	PREV DAY	Δ	% CHG	ACTION	TP1	TP2	SL1	SL2
1	LSIP	1350	1370	-20	-1,46%	BUY	1.375	1.395	1.330	1.310
2	AALI	10325	10525	-200	-1,90%	BUY	10.525	10.700	10.200	10.075
3	TINS	1585	1585	0	0,00%	BUY	1.605	1.620	1.570	1.555
4	MDKA	3480	3500	-20	-0,57%	BUY	3.590	3.690	3.380	3.280
5	BRPT	1040	1030	10	0,97%	BUY	1.060	1.075	1.015	990
6	BRMS	104	103	1	0,97%	BUY	106	107	103	101
7	INKP	8700	8575	125	1,46%	BUY	8.800	8.875	8.575	8.450
8	PTPP	1250	1225	25	2,04%	BUY	1.265	1.280	1.230	1.215
9	MEDC	550	560	-10	-1,79%	SELL	540	535	560	570
10	ELSA	300	300	0	0,00%	SELL	296	294	304	308
11	IRRA	1705	1730	-25	-1,45%	SELL	1.690	1.675	1.730	1.750
12	WMUU	176	183	-7	-3,83%	SELL	173	169	183	189
13	INTP	11875	12200	-325	-2,66%	SELL	11.725	11.600	12.125	12.375
14	MYOR	2360	2400	-40	-1,67%	SELL	2.330	2.300	2.400	2.440
15	INCO	4770	4820	-50	-1,04%	SELL	4.730	4.690	4.830	4.880

**Keterangan Day Trade Stock Pick :**

1. Data kumpulan saham diambil dari BRIDS Technical Universe
2. Data diurutkan berdasarkan value transaksi terbesar selama 20 hari bursa terakhir
3. SL1 (Stop Loss 1) = Batas bawah pertama yang direkomendasikan untuk melakukan CUT LOSS
4. SL2 (Stop Loss 2) = Batas bawah kedua yang direkomendasikan untuk melakukan CUT LOSS
5. TP1 (Target Price 1) = Batas atas pertama yang direkomendasikan untuk melakukan TAKE PROFIT
6. TP2 (Target Price 2) = Batas atas kedua yang direkomendasikan untuk melakukan TAKE PROFIT






## Sales Team

### Deni Herdiana


Head - Retail Customer Distribution

 [deni.herdiana@bridanareksasekuritas.co.id](mailto:deni.herdiana@bridanareksasekuritas.co.id)


 (021) 50914100

### I Wayan Satia Jaya

Branch Manager - Coordinator


 Palembang, Depok

 [satia@bridanareksasekuritas.co.id](mailto:satia@bridanareksasekuritas.co.id)


 (021) 78849149

### Rudy Ruslim

Branch Manager


 Mangga Dua


 [rudyr@bridanareksasekuritas.co.id](mailto:rudyr@bridanareksasekuritas.co.id)


 (021) 62301988

### Upik Yuzarni

Branch Manager


 Pondok Indah


 [upik\\_y@bridanareksasekuritas.co.id](mailto:upik_y@bridanareksasekuritas.co.id)


 (021) 29555777

### Maryadi Suwondo

Branch Manager


 Bandung


 [maryadi@bridanareksasekuritas.co.id](mailto:maryadi@bridanareksasekuritas.co.id)


 (022) 860 210 30

### Yahuda Nawa Yanukrisna

Branch Manager


 Yogyakarta, Solo, Semarang


 [yahuda@danareksa.com](mailto:yahuda@danareksa.com)


 (0274) 551181

### Rachma Yudyawati

Branch Manager


 Surabaya, Malang


 [rachma@bridanareksasekuritas.co.id](mailto:rachma@bridanareksasekuritas.co.id)


 (031) 5345888

### Martha Hidayat

Branch Manager


 Medan

 [marthah@bridanareksasekuritas.co.id](mailto:marthah@bridanareksasekuritas.co.id)


 (061) 4528100

### Umar Bin Aziz

Branch Manager

 Makassar

 [umarba@bridanareksasekuritas.co.id](mailto:umarba@bridanareksasekuritas.co.id)

 (0411) 8114011